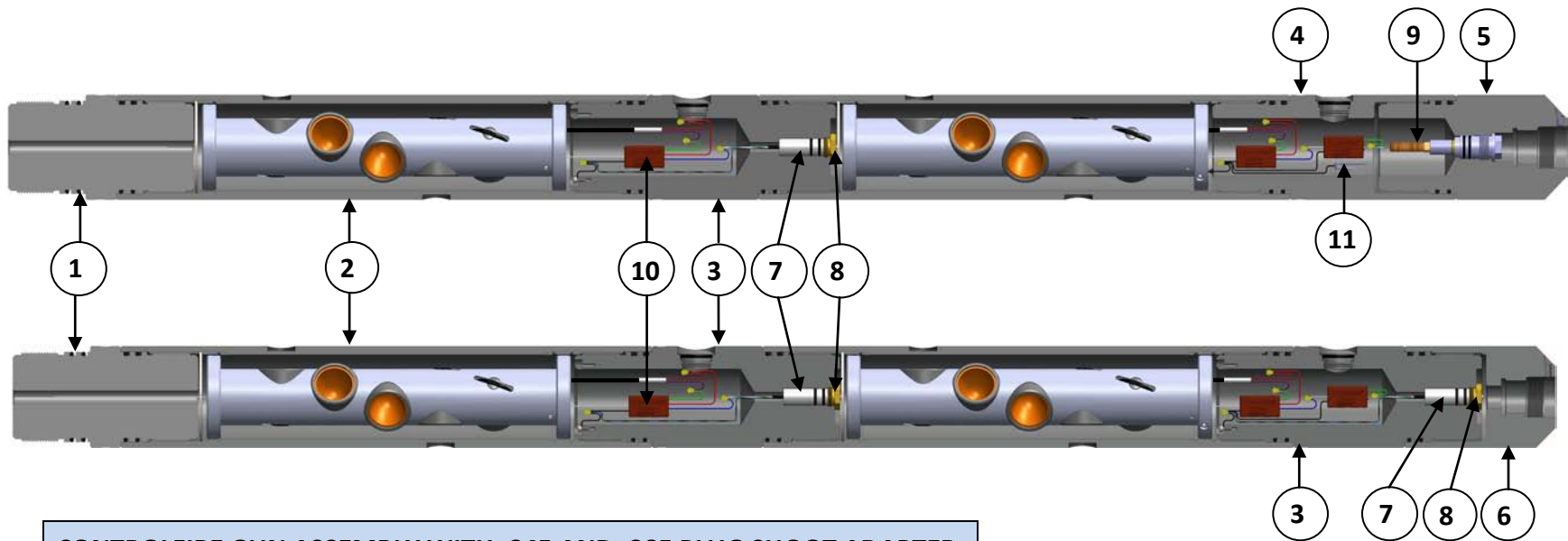


ControlFire® Gun Wiring Diagram

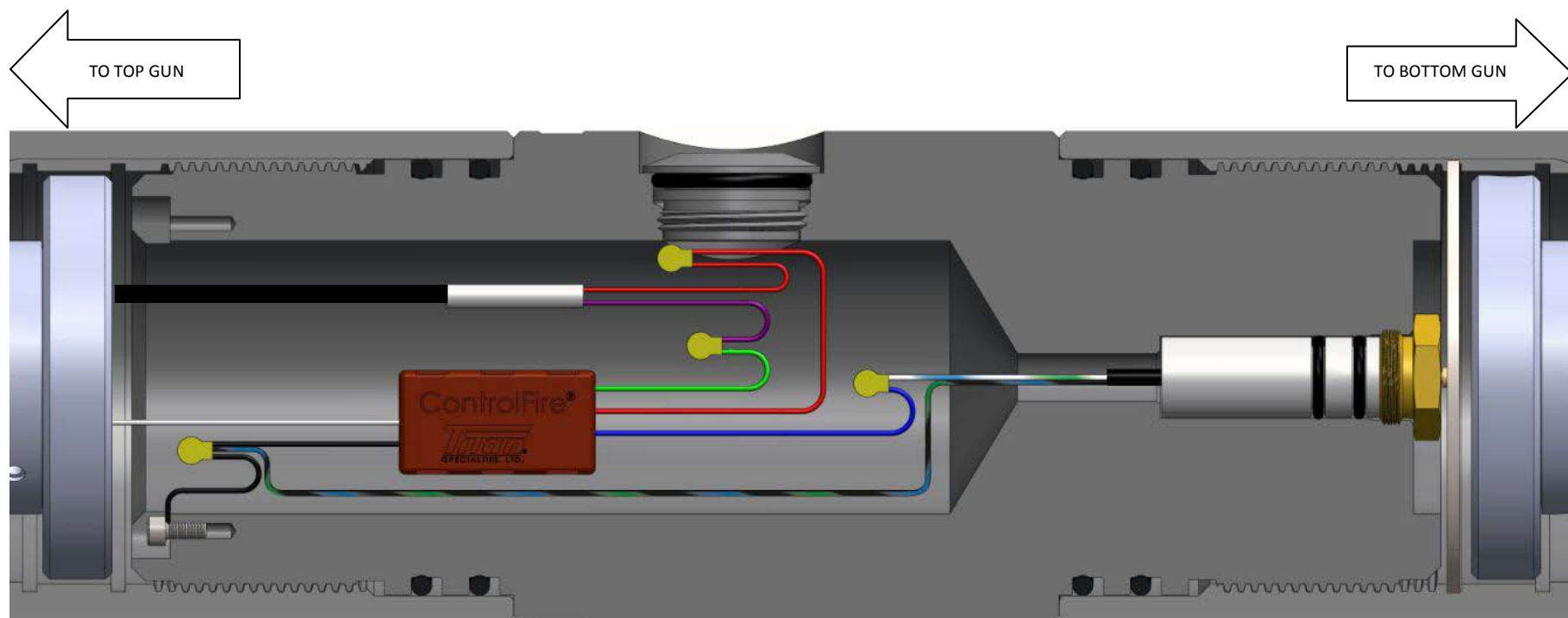


CONTROLFIRE GUN ASSEMBLY WITH -245 AND -285 PLUG SHOOT ADAPTER		
ITEM NO.	HUNTING PART NUMBER*	DESCRIPTION
1	0363-000-001	TOP SUB
2	0363-BOL-066	GUN ASSY.; 6 SPF / 60° PHASE
3	0363-000-389A	TANDEM SUB; LG PORT
4	0363-000-366A	ARMING SUB ASSY.
5	0363-000-245A	PLUG SHOOT ASSY.
6	0363-000-285	PLUG SHOOT ADAPTER SUB
7	9400-EBTW-WG	EB THROUGH WIRE W/ GROUND
8	9400-EBRN-WG	EB RETAINER NUT 0.25" W/ GROUND
9	9400-EBPS-TW	EB PLUG SHOOT THROUGH WIRE MODULE
10	9002-013-120-1.8	CONTROLFIRE SWITCH V1.8
11	DETO-GROUND SPRING COILED	GROUND SPRING

*Sub part numbers above represent a 3-1/8" gun system. Additional gun system sizes are available



ControlFire® Tandem Sub Wiring

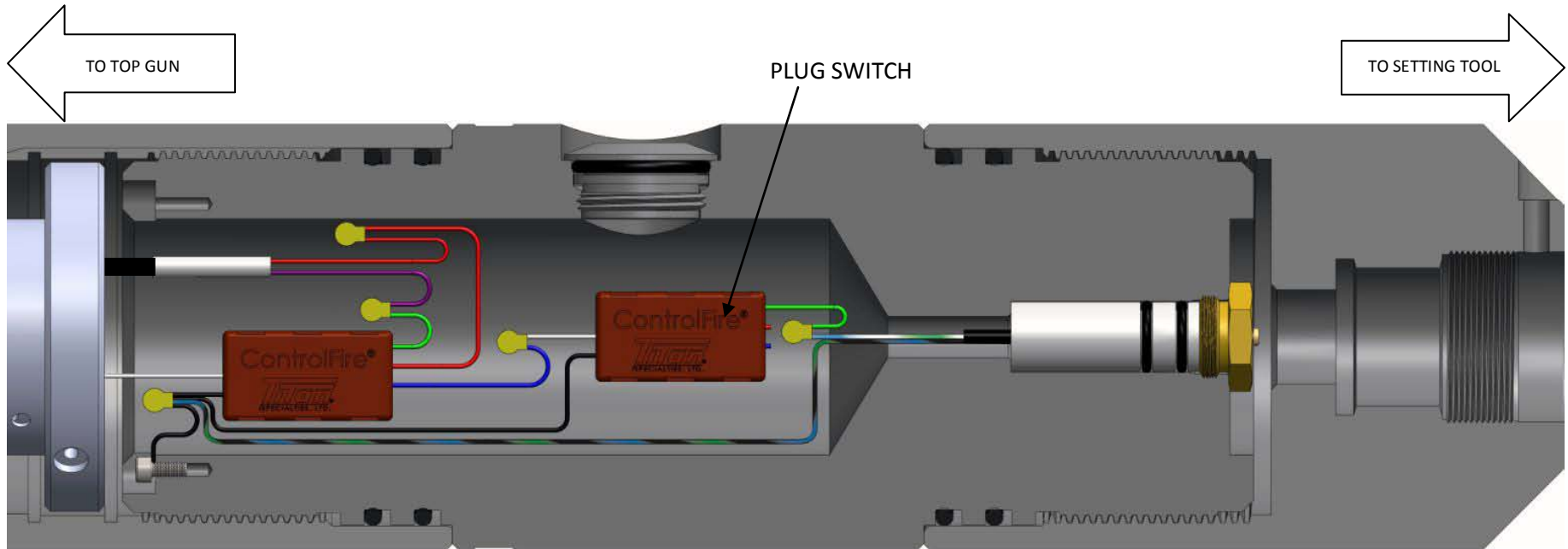


CONTROLFIRE SWITCH WIRE CONFIGURATION

CF SWITCH WIRE COLOR	FUNCTION	
WHITE	THROUGH WIRE TO UPPER GUN	
BLACK	GROUND WIRE (ALWAYS DOUBLE GROUND)	
BLUE	THROUGH WIRE TO LOWER GUN	
GREEN	NEGATIVE (HOT) DETONATOR/IGNITER WIRE	
RED	POSITIVE (GROUND) DETONATOR/IGNITER WIRE	



ControlFire® Plug Shoot Adapter Sub Wiring (-285 style)

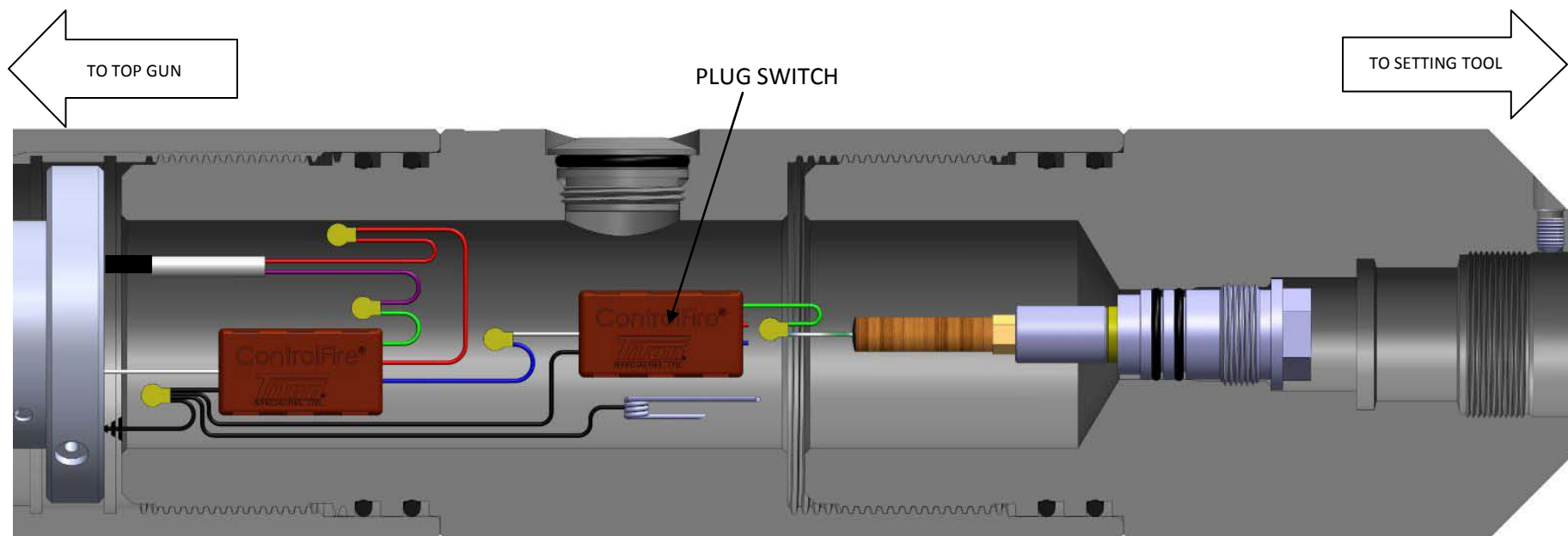


CONTROLFIRE SWITCH WIRE CONFIGURATION		
CF SWITCH WIRE COLOR		FUNCTION
	WHITE	THROUGH WIRE TO UPPER GUN
	BLACK	GROUND WIRE (ALWAYS DOUBLE GROUND)
	BLUE *	THROUGH WIRE TO LOWER GUN *
	GREEN	NEGATIVE (HOT) DETONATOR/IGNITER WIRE
	RED *	POSITIVE (GROUND) DETONATOR/IGNITER WIRE *

*BLUE AND RED WIRES NOT USED FOR PLUG SWITCH – CUT AND INSULATE



ControlFire® Plug Shoot Adapter Sub Wiring (-245 style)



CONTROLFIRE SWITCH WIRE CONFIGURATION		
CF SWITCH WIRE COLOR		FUNCTION
	WHITE	THROUGH WIRE TO UPPER GUN
	BLACK	GROUND WIRE (ALWAYS DOUBLE GROUND)
	BLUE *	THROUGH WIRE TO LOWER GUN *
	GREEN	NEGATIVE (HOT) DETONATOR/IGNITER WIRE
	RED *	POSITIVE (GROUND) DETONATOR/IGNITER WIRE *

*BLUE AND RED WIRES NOT USED FOR PLUG SWITCH – CUT AND INSULATE

